

SKYDECK 88 EDUCATION

OUR CITY

NAME:

1. You will now experience the amazing interactive table called the Serendipity Touch and Discover Table. This cutting edge technology contains a wealth of information about the city of Melbourne & Victoria - from Art and Leisure to the People of Melbourne and much more.

The Serendipity Touch and Discover Table contains coloured cubes, with each colour representing a theme. In a group, choose one colour each to explore, write down one fact for your chosen colour. Share your information with the other people in your group and you will have 5 interesting facts about Melbourne.

| Colour of cube on Serendipity | Person to explore this colour | Your interesting fact |
|-------------------------------|-------------------------------|-----------------------|
| | | |
| | | |
| | | |
| | | |
| | | |

2. Be sure to watch the short video that is playing just near the Serendipity Touch and Discover Table, which shows interesting facts about Eureka Tower. How far does Eureka Tower sway in the wind?

You will now be heading up to the Eureka Tower Skydeck. Do you know how fast the Skydeck Elevator travels?
A non-stop journey takes just 38 seconds (or you could take the 1,840 stairs!)

3. When you arrive at Level 88 you will be astounded by the views that greet you. Write down the first three words that come into your mind as you experience the breath taking views for the first time.

.....

4. Locate the home of the Melbourne Cup:

..... Racecourse

When is the Melbourne Cup held?

Do you know the name of any horses who have won the Melbourne Cup?

.....

SKYDECK 88 EDUCATION

OUR CITY

5. Name 4 bridges. Circle the direction in which they are located.

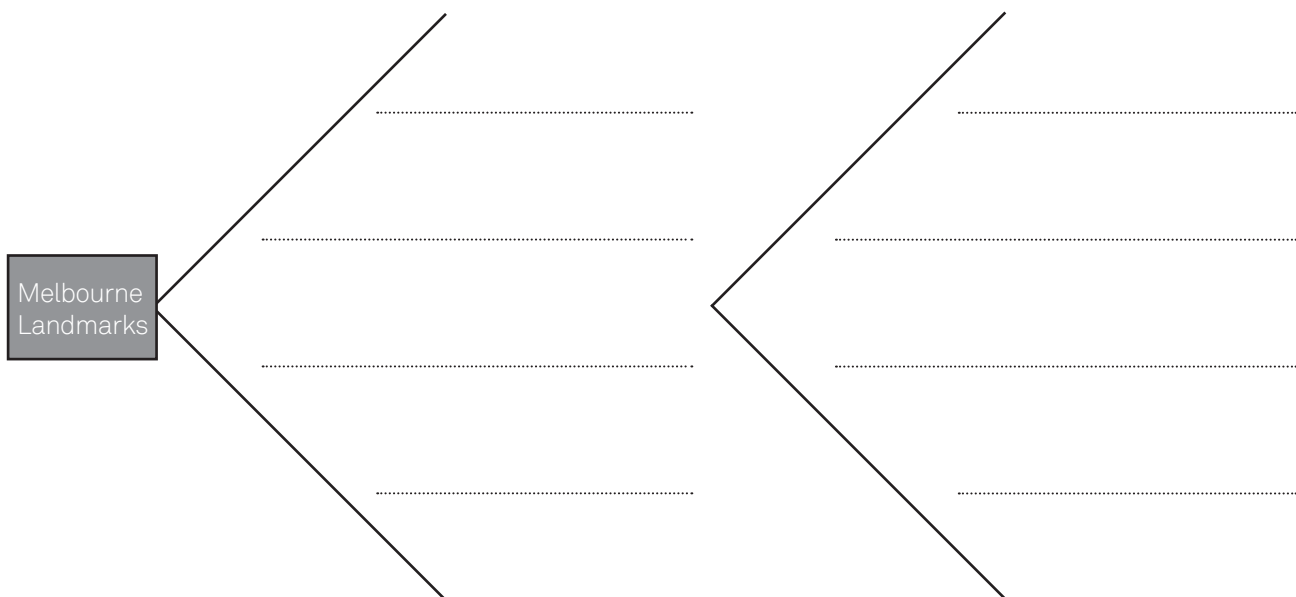
1
 2
 3
 4



6. Can you see any landmarks which you have visited on a previous occasion?
 What are they and what did you do there?

.....

Complete the fishbone of 4 Melbourne landmarks, including the name of the landmark and one interesting fact about each.



SKYDECK 88 EDUCATION


OUR CITY

7. Locate Flinders Street Station. Write two interesting facts about The Station.

Fact 1

Fact 2

8. Find Federation Square. Sketch an outline of this amazing building.



9. Locate two structures that demonstrate modern architecture.

1 Date built

2 Date built

Locate two buildings that demonstrate historic/older architecture.

1 Date built

2 Date built

Can you find out when any of these 4 buildings were built?
If so add it to your answer above.

SKYDECK 88 EDUCATION


OUR CITY

10. Find examples of tessellating patterns.

Can you identify the building?

What are the shapes that make the pattern?

Sketch the tessellating shapes below.



11. If it is a sunny day, see if the Eureka Tower is casting any shadows over its surroundings.

What direction is the sun?



What direction is the shadow being cast?



12. As you look around the city of Melbourne, identify possible reasons why you think people may have chosen to settle here before there was a city or town.

.....

.....

.....

.....



SKYDECK 88 EDUCATION

OUR CITY

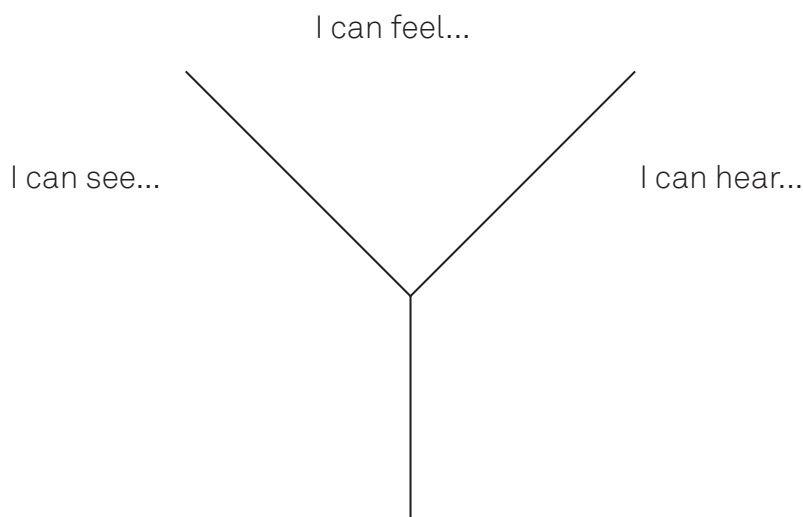
OUTDOOR TERRACE

13. Was the temperature warmer / colder / the same when you stepped onto the outdoor terrace compared the temperature to at ground level? (Circle)
Why do you think this is the case?

.....

.....

Complete the Y chart when you step out onto the outdoor terrace



14. Considering the Eureka Tower is 297 metres tall and you are only three levels from the top, can you estimate the height of:

The Arts Centre:

The light towers at the MCG:

Bolte Bridge Towers:



SKYDECK 88 EDUCATION

OUR CITY

15. Use the BAR technique (what would you make bigger, what would you add, what would you replace) on one of the landmarks you can see to improve its element of fun.

Landmark:

Bigger:

Add:

Replace:

16. Take some time to view the scrolling blue LED's located around the walls of Level 88. You will find many interesting and quirky pieces of information about Melbourne. Write down any tidbits that you think would be interesting to share with your family when you go home. (*Choose information that they may not already know.*)

.....

.....

.....

.....

.....

.....

.....

.....